

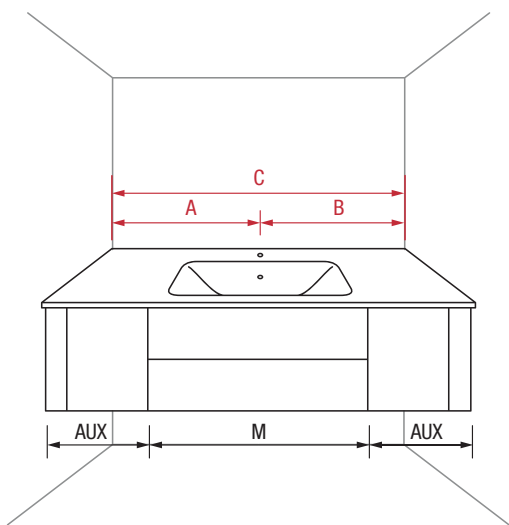


ORDER YOUR BESPOKE BASIN

What information do you need to know?

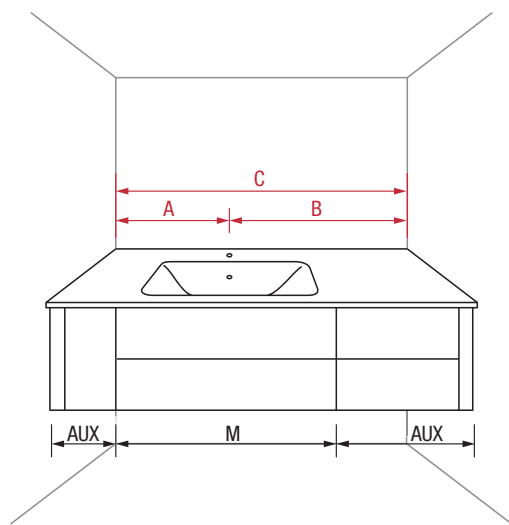
WASHBASIN WITH AUXILIARY ON BOTH SIDES

Centered



- C = Measure of available space (total measurement of countertop from 605mm to 2005mm)
- A = Distance from drain to left wall (from 303mm to 1202mm)
- B = Distance from drain to right wall (from 303mm to 1202mm)

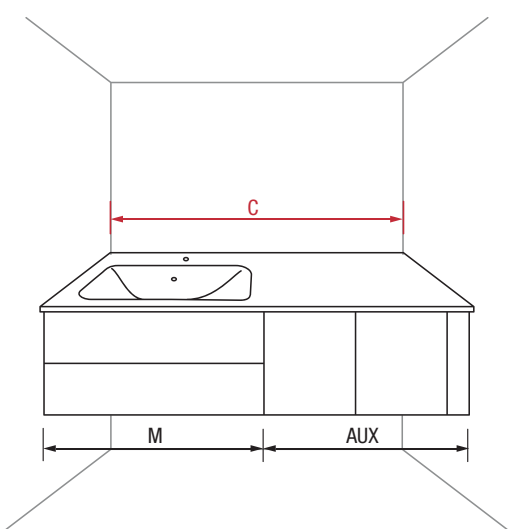
Off center



- M = Vanity unit length (600/700/800/900/1000/1200)
- AUX = Modules and strips

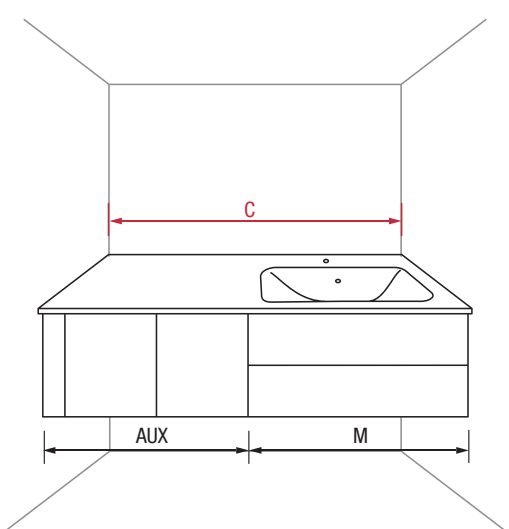
WASHBASIN FOR AUXILIARY ON ONE SIDE

RIGHT



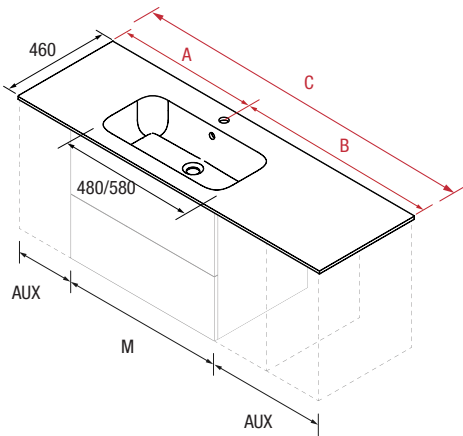
- C = Measure of available space total measure of countertop. (From 605mm to 1605mm))

LEFT



- M = Vanity unit length (600/700/800)
- AUX = Modules and strips

BESPOKE BASIN SOFIA

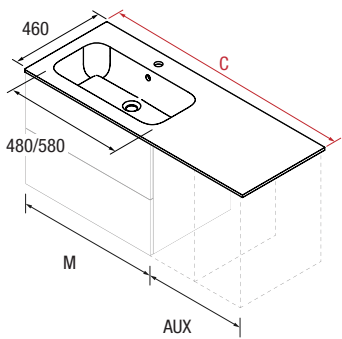


AUXILIARY UNITS ON BOTH SIDES

Vanity unit length (M)	C	COD.	€
600 / 700 / 800 / 900 / 1000 (SINK 480)	605 - 1105	24402	
700 / 800 / 90 / 1000 / 1200 (SINK 580)	705 - 2005	24403	

Note: tops with special length, 15 working days.

Download order sheet

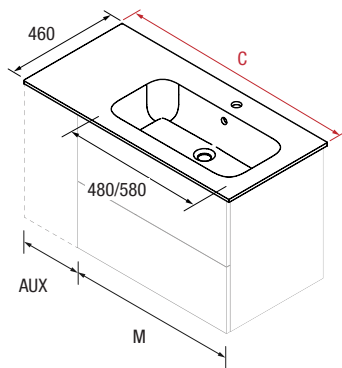


AUXILIARY UNITS ON THE RIGHT

Vanity unit length (M)	C	COD.	€
600 (SINK 480)	605 - 855	24390	
	605 - 1005	24391	
	605 - 1405	24394	
700 (SINK 580)	705 - 1405	25505	
	805 - 1055	24392	
800 (SINK 580)	805 - 1205	24393	
	805 - 1605	24395	

Note: tops with special length, 15 working days.

Download order sheet

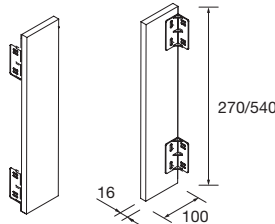


AUXILIARY UNITS ON THE LEFT

Vanity unit length (M)	C	COD.	€
600 (SINK 480)	605 - 855	24396	
	605 - 1005	24397	
	605 - 1405	24400	
600 (SINK 480)	705 - 1405	25506	
	805 - 1055	24398	
800 (SINK 580)	805 - 1205	24399	
	805 - 1605	24401	

Note: tops with special length, 15 working days.

Download order sheet



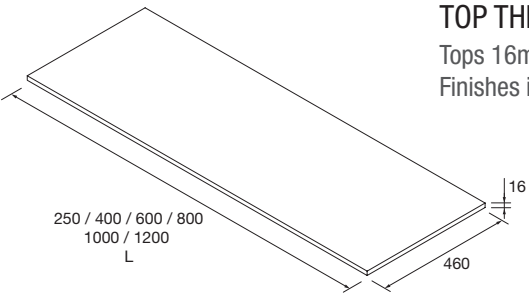
WOOD STRIPS




														
	Gloss White		Gloss Grey		Sbiancato		Natural		Africa oak		Bay Pine		Alsacia	
	COD.	€	COD.	€	COD.	€	COD.	€	COD.	€	COD.	€	COD.	€
270	24305		24306		24309		24308		91082		24310		24311	
540	24312		24313		24316		24315		91083		24317		24318	

BESPOKE

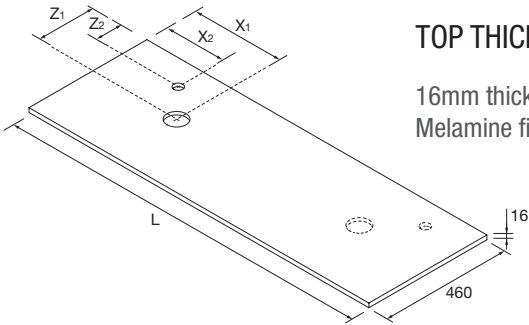
BESPOKE COUNTERTOPS FROM 250 TO 1200MM LENGHT



TOP THICKNESS 16 MM
Tops 16mm thick. Sizes from 250 to 1200 not mechanized.
Finishes in melamine and high pressure laminate (HPL).

		Gloss White		Gloss Grey		Sbiancato		Natural		Africa oak		Bay Pine		Alsacia	
		COD.	€	COD.	€	COD.	€	COD.	€	COD.	€	COD.	€	COD.	€
Stock	250	23118		23119		23461		23121		91084		23120		23462	
	400	23122		23123		23463		23125		91085		23124		23464	
	600	22960		22961		23465		22963		91086		22962		23466	
	800	22964		22965		23467		22967		91087		22966		23468	
	1000	22968		22969		23469		22971		91088		22970		23470	
	1200	22972		22973		23471		22975		91089		22974		23472	
Special order	<1000	22976		22977		23475		22979		91090		22978		23476	
	1001 - 1400	22980		22981		23477		22983		91091		22982		23478	
	1401 - 1800	22984		22985		23479		22987		91092		22986		23480	
	1801 - 2000	22988		22989		23481		22991		91093		22990		23482	
	2001 - 2400	23126		23127		23483		23129		91094		23128		23484	

Note: tops with special length, 15 working days.



TOP THICKNESS 16 MM WITH MACHINING
16mm thick tops. special measures with machining. single or double sink.
Melamine finishes and high pressure laminates (HPL).

		Gloss White		Gloss Grey		Sbiancato		Natural		Africa oak		Bay Pine		Alsacia	
		COD.	€	COD.	€	COD.	€	COD.	€	COD.	€	COD.	€	COD.	€
Special order	<1000	23145		23146		23485		23148		91095		23147		23486	
	1001 - 1400	23149		23150		23487		23152		91096		23151		23488	
	1401 - 1800	23153		23154		23489		23156		91097		23155		23490	
	1801 - 2000	23157		23158		23491		23160		91098		23159		23492	
	2001 - 2400	23161		23162		23493		23164		91099		23163		23494	

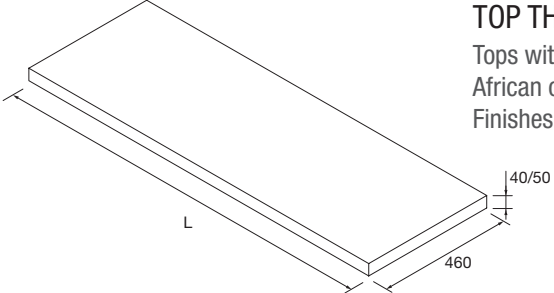
Note: tops with special length, 15 working days.

IMPORTANT: all measures in mm must be included
The company will not be held responsible for the wrong measures received on the custom and mechanized tops;
no returns for this cause will be accepted.

Bespoke

BESPOKE

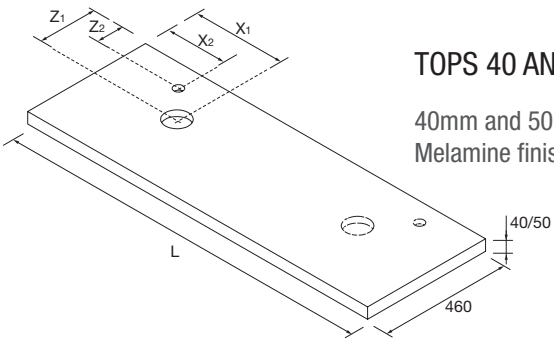
BESPOKE COUNTERTOPS FROM 250 TO 1200MM LENGHT



TOP THICKNESS 40 AND 50 MM
Tops with 50mm thickness finishes in Gloss White, gloss grey and carbon; y 40mm finish
African oak, sizes from 600 to 1200 and custom made not mechanized.
Finishes in melamine and high pressure laminate (HPL).

		Gloss White		Gloss Grey		Africa oak		Carbon	
		COD.	€	COD.	€	COD.	€	COD.	€
Stock	600	22992		22993		23016		22994	
	800	22995		22996		23017		22997	
	1000	22998		22999		23018		23000	
	1200	23001		23002		23019		23003	
Special order	<1000	23004		23005		23020		23006	
	1001 - 1400	23007		23008		23021		23009	
	1401 - 1800	23010		23011		23022		23012	
	1801 - 2000	23013		23014		23023		23015	
	2001 - 2400	23138		23139		23141		23140	

Note: tops with special length, 15 working days.



TOPS 40 AND 50 MM THICKNESS WITH MACHINING

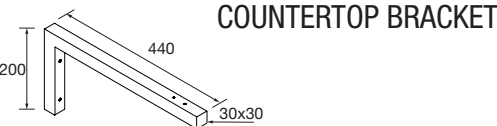
40mm and 50mm thick tops. special measures with machining. single or double sink.
Melamine finishes and high pressure laminates (HPL).

Download order sheet

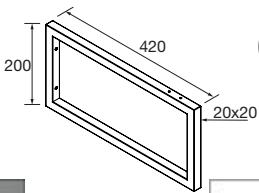


		Gloss White		Gloss Grey		Africa oak		Carbon	
		COD.	€	COD.	€	COD.	€	COD.	€
Special order	<1000	23165		23166		23168		23167	
	1001 - 1400	23169		23170		23172		23171	
	1401 - 1800	23173		23174		23176		23175	
	1801 - 2000	23177		23178		23180		23179	
	2001 - 2400	23181		23182		23184		23183	

Note: tops with special length, 15 working days.



White		Black		Aluminium	
COD.	€	COD.	€	COD.	€
91495		91494		91496	



COUNTERTOP TOWEL RAIL BRACKET

White		Black		Aluminium	
COD.	€	COD.	€	COD.	€
89603		91492		91493	

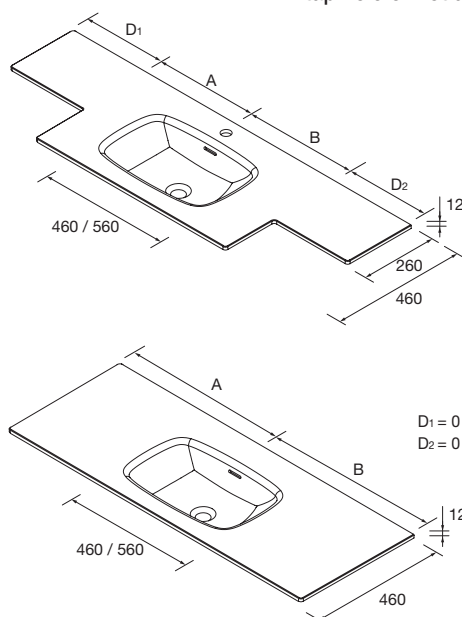


IMPORTANT: all measures in mm must be included
The company will not be held responsible for the wrong measures received on the custom and mechanized tops;
no returns for this cause will be accepted.

SOLID SURFACE WASHBASIN WITH DOUBLE DEPTH 12 MM THICKNESS

Solid surface washbasins with 12mm thickness. bespoke washbasin until 2000mm length.

Choose you sink size (460 or 560), choose its location depending if you use both 450 or 250 mm storage units, tap hole or not and termination of corners depending on whether the sides reach the wall



Special order	VANITY UNIT LENGTH (M) 600/700		Matt White	
	SINK 460	COD.	€	
	600 - 1200	87983		
	1201 - 1500	87984		
	1501 - 1800	87985		
	1801 - 2000	87986		

Special order	VANITY UNIT LENGTH (M) 800/900/1000/1200		Matt White	
	SINK 560	COD.	€	
	800 - 1500	87987		
	1501 - 1800	87988		
	1801 - 2000	87989		

Note: tops with special length, 15 working days.

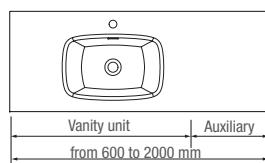
Download order sheet



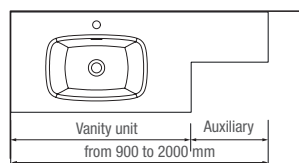
ENDLESS POSSIBILITIES

Multiple combinations of vanity units and auxiliary units can be made with the new alliance double depth. Here is an example.profondur.

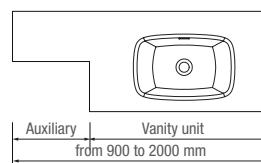
Beaspoke washbasin



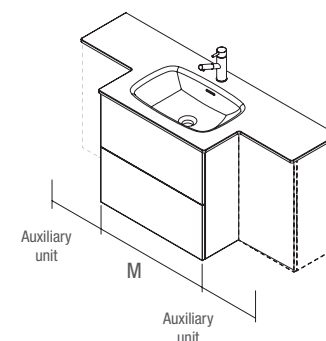
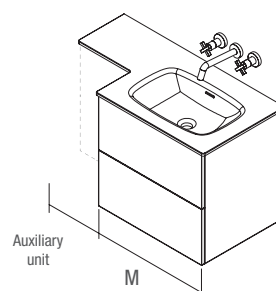
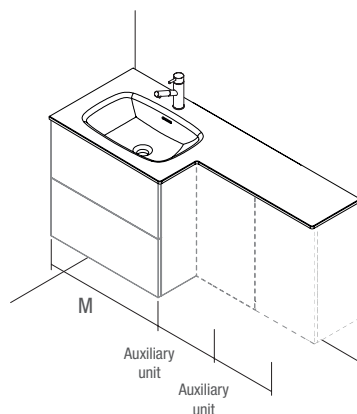
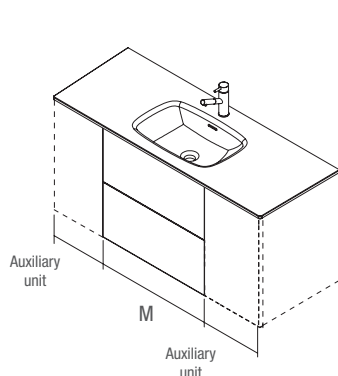
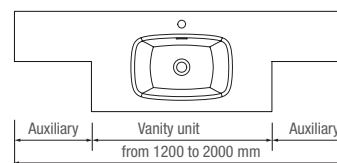
Storage unit 250 on the right



Storage unit 250 on the left without tap hole



Storage unit 250 on both sides with tap hole

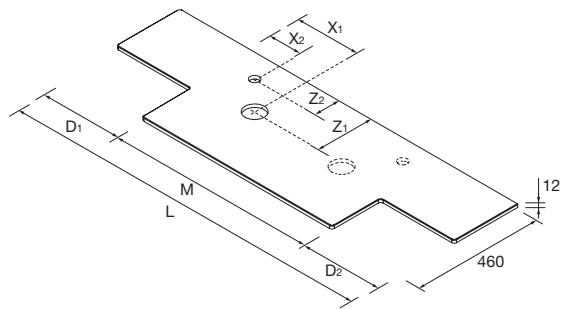




IMPORTANT: all measures in mm must be included
The company will not be held responsible for the wrong measures received on the custom and mechanized tops;
no returns for this cause will be accepted.

DOUBLE DEPTH WORKTOPS 12MMTHICKNESS

Solid surface worktops with double depth, 12mm thick. special measures with or without machining.
single or double sink. worktops to combine with Alliance storage units with reduced depth.



Download order
sheet

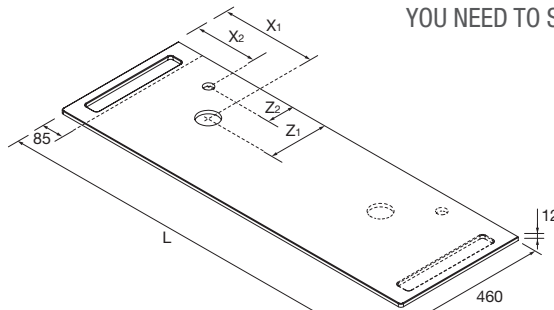
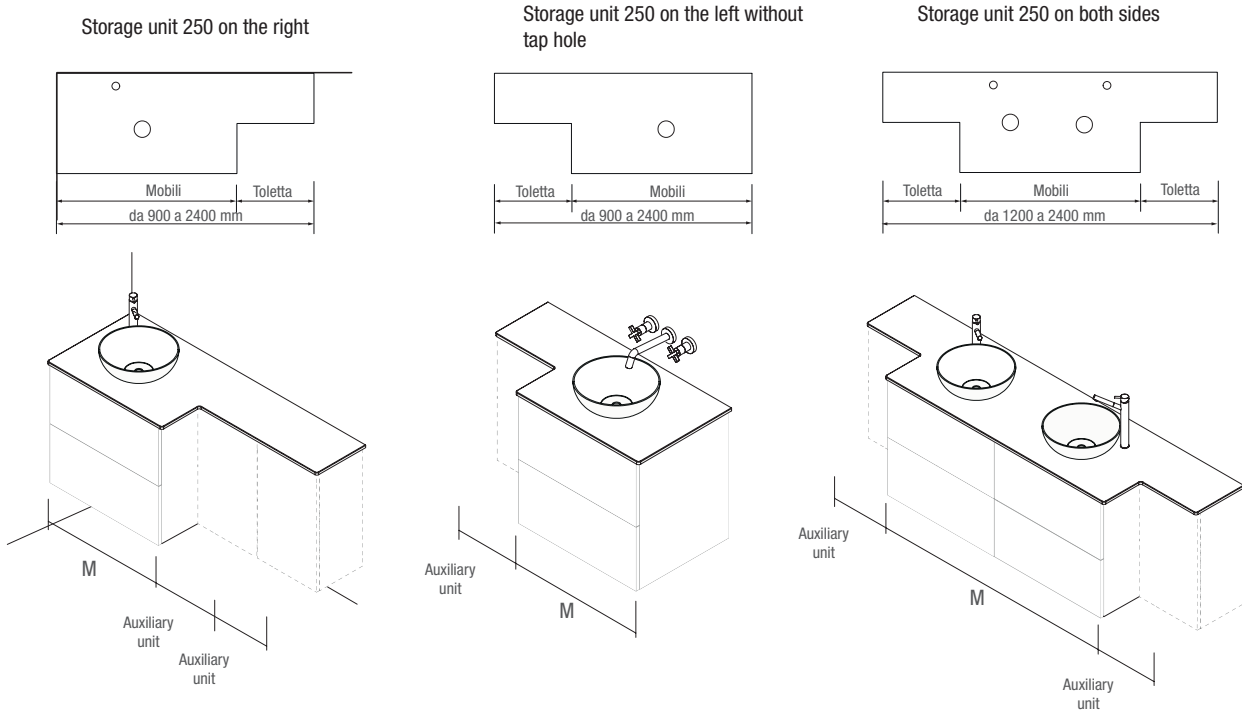


Special order	Matt White		Black slate	
	COD.	€	COD.	€
	< 1000	87978	91249	
1001 - 1400	87979		91250	
1401 - 1800	87980		91251	
1801 - 2000	87981		91252	
2001 - 2400	87982		91253	

Note: tops with special length, 15 working days.

ENDLESS POSSIBILITIES

Multiple combinations of vanity units and auxiliary units can be made with the new alliance double depth. Here is an example.



Download order
sheet



COUNTER TOPS WITH TOWEL HOLDER WITH A THICKNESS OF 12 MM

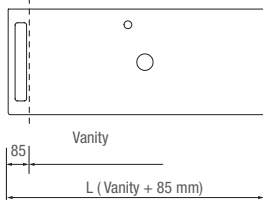
Solid surface counter tops with towel holder with a thickness of 12 mm. In special sizes with or without machining.

YOU NEED TO STATE WHICH SIDE YOU WANT THE TOWEL HOLDER ON

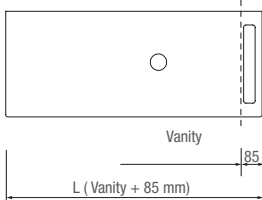
Special order	Matt White		Black slate	
	COD.	€	COD.	€
	< 1000	24465	91254	
1001 - 1400	24466		91255	
1401 - 1800	24467		91256	
1801 - 2000	24468		91257	
2001 - 2400	24469		91258	

Note: tops with special length, 15 working days.

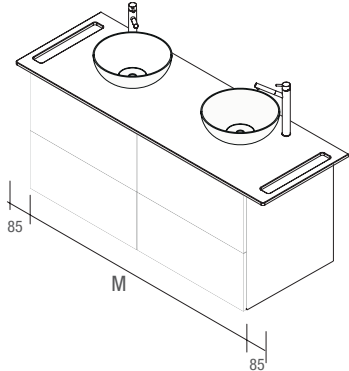
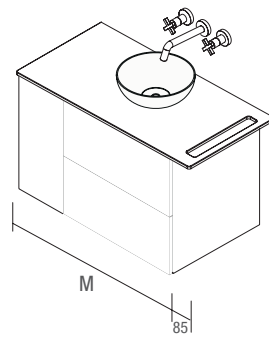
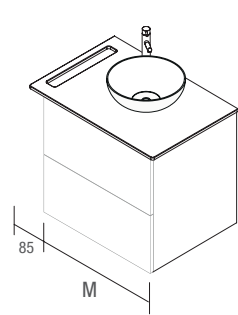
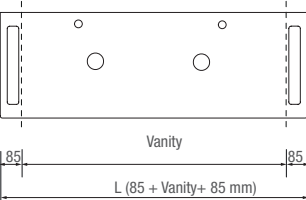
Left side towel holder



Right side towel holder

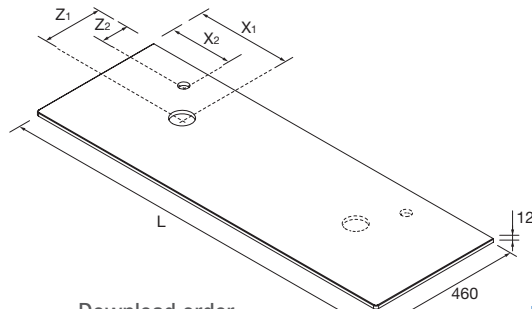


Towel holder on both sides



COUNTER TOPS WITH A THICKNESS OF 12 MM

Solid surface counter tops with a thickness of 12 mm. In special sizes with or without machining.



Download order
sheet



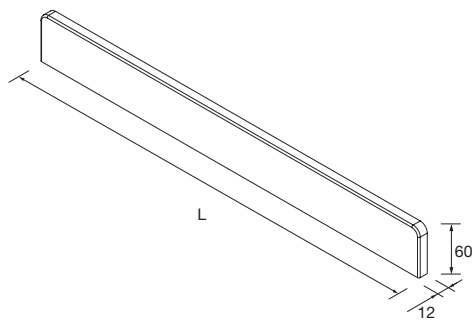
Special order	Matt White		Black slate	
	COD.	€	COD.	€
	< 1000	24460	91259	
1001 - 1400	24461		91260	
1401 - 1800	24462		91261	
1801 - 2000	24463		91262	
2001 - 2400	24464		91263	



Note: tops with special length, 15 working days.



FRONT STRIP FOR WORKTOP

12mm thick front strip for using on countertops and sinks, bespoke length until 2400mm and termination of corners depending on whether the sides reach the wall



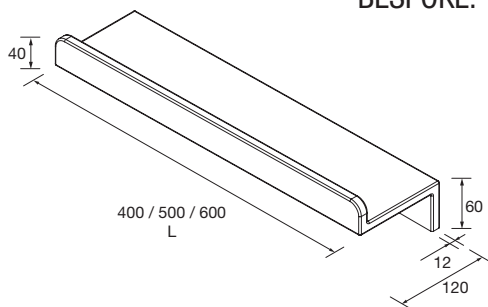
				
	Matt White		Black slate	
	COD.	€	COD.	€
Special order	< 1000	85486	91264	
	1001 - 1400	85487	91265	
	1401 - 1800	85488	91266	
	1801 - 2000	85489	91267	
	2001 - 2400	85490	91268	


Download order sheet



Note: tops with special length, 15 working days.

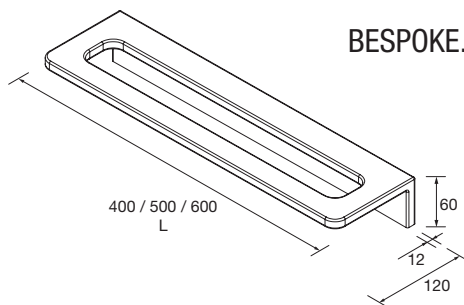
SHELF SOLID SURFACE
BESPOKE.




		
	Matt White	
	COD.	€
Stock	400	26126
	500	26127
	600	26128
Special order	< 400	24729
	401 - 600	24730
	601 - 800	24731

Note: tops with special length, 15 working days.

TOWEL RAIL SHELF SOLID SURFACE
BESPOKE.



		
	Matt White	
	COD.	€
Stock	400	82333
	500	82334
	600	82335
Special order	< 400	24732
	401 - 600	24733
	601 - 800	24734

Note: tops with special length, 15 working days.