

Model: BRUMA TURQUOISE
Codes: 100347815
Group: G-114
Format: 20X25,5X2,5CM



RECOMMENDATIONS		
Recommended adhesive	100201526 ONE-FLEX PREMIUM BLANCO 25KG	
Recommended joint	100236481 COLORSTUK RAPID ANTRACITA N 5KG	
Recommended joint (wet area)	100236481 COLORSTUK RAPID ANTRACITA N 5KG	
Recommended adhesive (wet area)	100142757 SUPER-FLEX S2 15KG	


ADDITIONAL NOTES

The pieces may be cracked in various forms and to a greater or lesser extent, due to the artisanal manufacturing process.


TECHNICAL INFORMATION

Composition	GLASS	
-------------	-------	--


FEATURES




Product manufactured on a mesh that makes installation easier.



Material that stands out for having an asymmetrical surface.



Material suitable for use on shower walls.



Material suitable for use on indoor walls.

PACKING

Sales units per square meter	19.607843 PIECES/M2	
Sales units per box	8 PIECES/BOX	
Sales units per unit	1 PIECES	
Sale unit	ST	
Base unit	ST	
Net weight	1.326 KG/PIECES	
Gross weight	1.375 KG/PIECES	

