






Model: TUSK EMERALD
Codes: 100363572
Group: G-143
Format: 31X31,5X1,1/2CM



RECOMMENDATIONS		
Recommended adhesive	100201526 ONE-FLEX PREMIUM BLANCO 25KG	
Recommended joint	100236481 COLORSTUK RAPID ANTRACITA N 5KG	
Recommended joint (wet area)	100236481 COLORSTUK RAPID ANTRACITA N 5KG	
Recommended adhesive (wet area)	100142757 SUPER-FLEX S2 15KG	

TECHNICAL INFORMATION		
Composition	GLASS	

FEATURES		
 Product manufactured on a mesh that makes installation easier.	 Material that stands out for having an asymmetrical surface.	
 Material suitable for use on shower walls.	 Material suitable for use on indoor walls.	

PACKING		
Sales units per square meter	10.328704 PIECES/M2	
Sales units per box	5 PIECES/BOX	
Sales units per unit	1 PIECES	
Sale unit	ST	
Base unit	ST	
Net weight	2.4 KG/PIECES	
Gross weight	2.55 KG/PIECES	

